

Crypto: Behind the Scenes

Jordi Jansen *Lecturer at THUAS*

BEYOND
CASH, CODE
& MONETARY
POWER

#BCCMP

Research Group
New Finance

THE HAGUE
UNIVERSITY OF
APPLIED SCIENCES

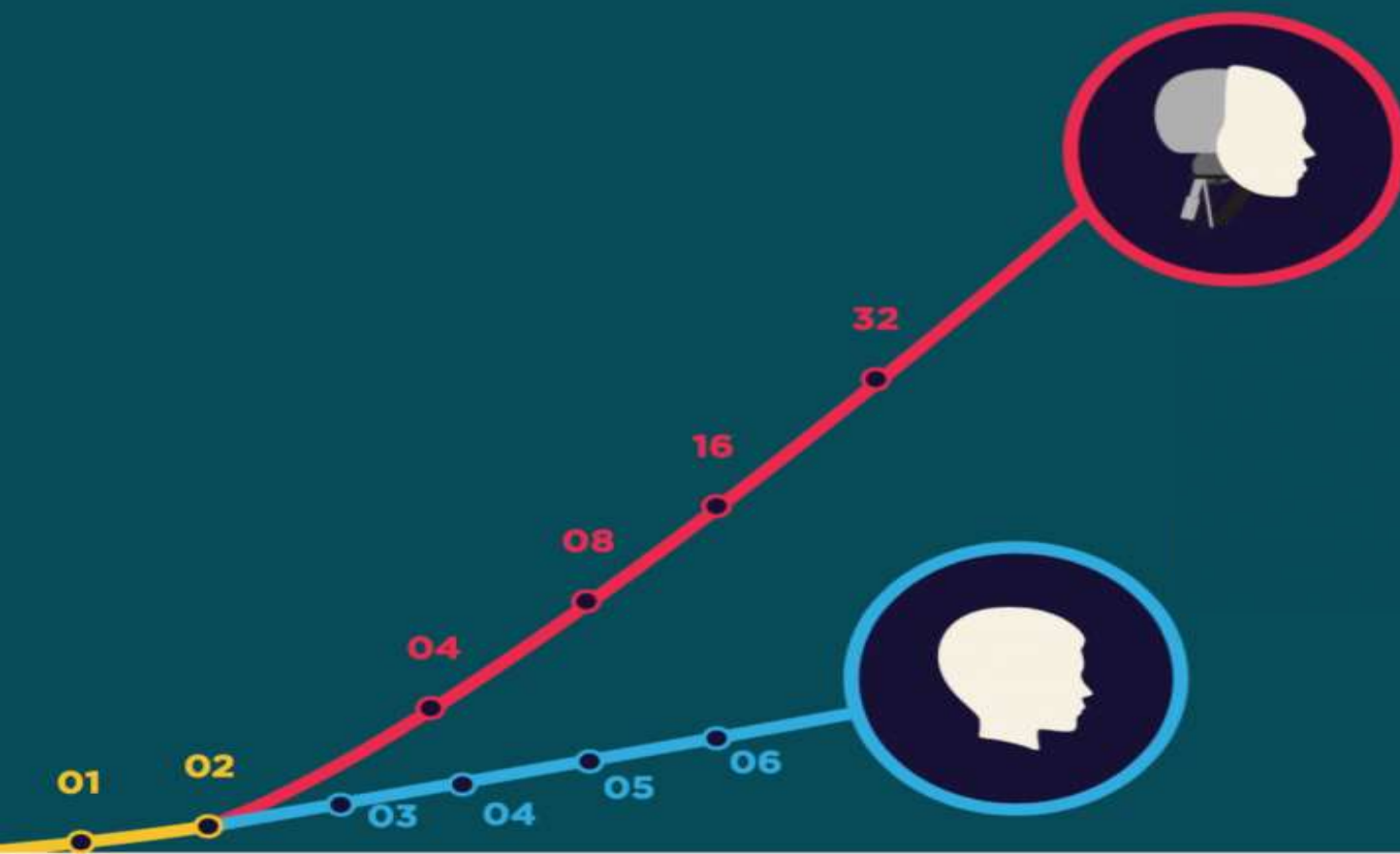
BACKGROUND



|| CRYPTO: BEHIND THE SCENES ||

- 1. HISTORY OF MONEY**
- 2. FUTURE OF MONEY**
- 3. CRYPTO WILD WILD WEST**






MONEY IS A LANGUAGE...



**...AND OUR LANGUAGES
KEEP EVOLVING**

EVOLUTION OF THE LEDGER



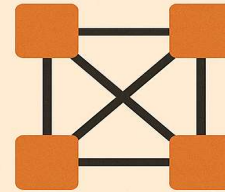
CLAY
TABLET



PAPER
LEDGER



COMPUTER



BLOCKCHAIN

**MONEY IS A LANGUAGE, AND THE A LEDGER IS WHERE
THE STORY IS RECORDED**





Ego System

"It's About Me"

Top Down Control, Command,
Independent Silos, Territoriality, Power
Struggles, Self-Interest, Withholding
Information, Blaming



Eco System

"It's About Us"

Influence, Conversation, Aligned Agility,
Partnership, Mutual Empowerment,
Mutual Support, Joint Knowledge,
Mutual Accountability

SO MONEY KEEPS EVOLVING.

NOW WHAT...?

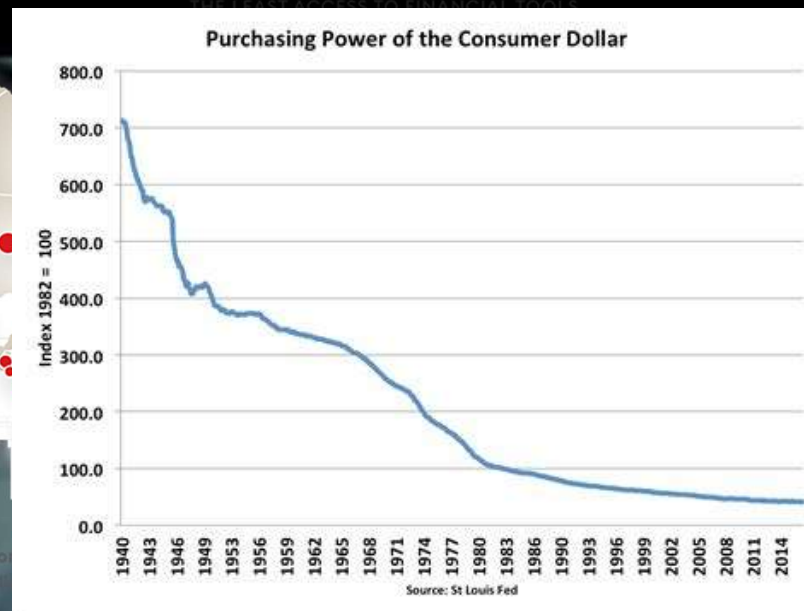
PART 2: FUTURES OF MONEY



2. FUTURES OF MONEY

OUR CURRENT MONEY IS FLAWED

IN ABSOLUTE TERMS, INDIA AND CHINA HAVE THE MOST PEOPLE WITHOUT BANK ACCOUNTS.
IN PER CAPITA TERMS, PAKISTAN AND CAMBODIA ARE AMONG THE COUNTRIES WHOSE CITIZENS HAVE
THE LEAST ACCESS TO FINANCIAL TOOLS.



Global Index database.

2. FUTURES OF MONEY

GAME OF TRADE-OFFS WITH ALTERNATIVE “EXPERIMENTS”

- **CBDCs (Central Bank Digital Currencies)** – digital state-backed money
- **Private alternatives** – corporate-backed currencies (e.g., Diem, airline miles, gaming currencies).
- **Cryptocurrencies** – Bitcoin, Ethereum, decentralized trust, blockchain.
- **Stablecoins** – crypto tied to fiat currencies.
- **Mobile money & local solutions** – M-Pesa, community currencies, barter apps.



- **CBDCs (Central Bank Digital Currencies)** – digital state-backed money

1. Trump & Anti-CBDC: Solid move to block CBDC development; prioritizes privacy and market-driven digital assets.
2. China & Pro-CBDC: Aggressively scaling digital yuan globally as economic and monetary strategic tool.
3. Lagarde / EU & CBDC: Digital euro viewed as essential for sovereignty and modernization but requires new legal frameworks.

Related news on CBDC & digital money



Kiplinger

The GENIUS, CLARITY, and Anti-CBDC Acts: What Bitcoin Investors Need to Know
Jul 19, 2025

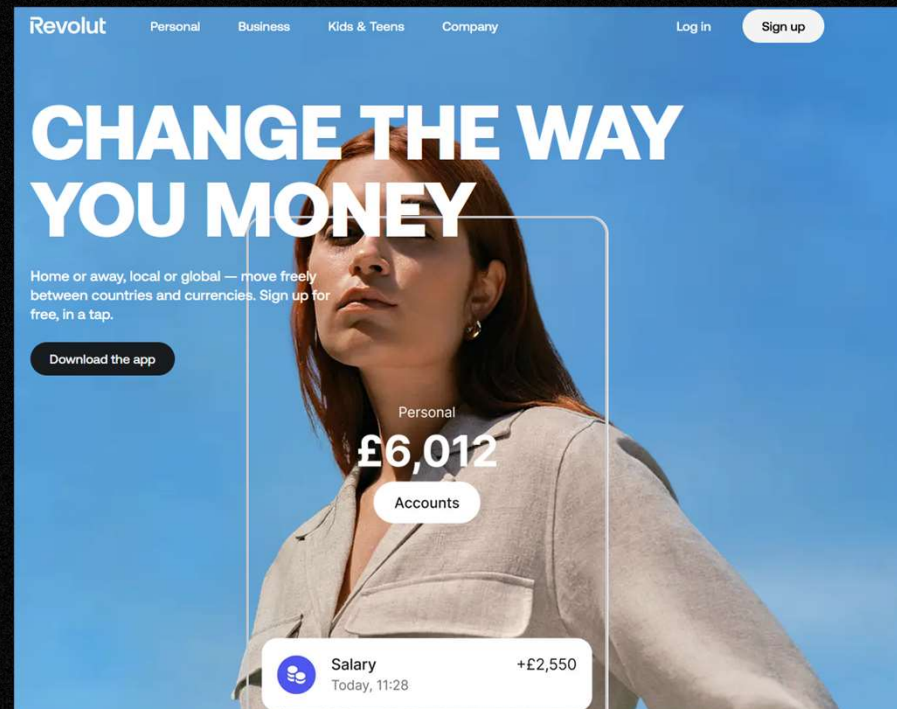


AP News

China is expanding into digital currencies, hoping to promote use of its 'people's money'
13 days ago

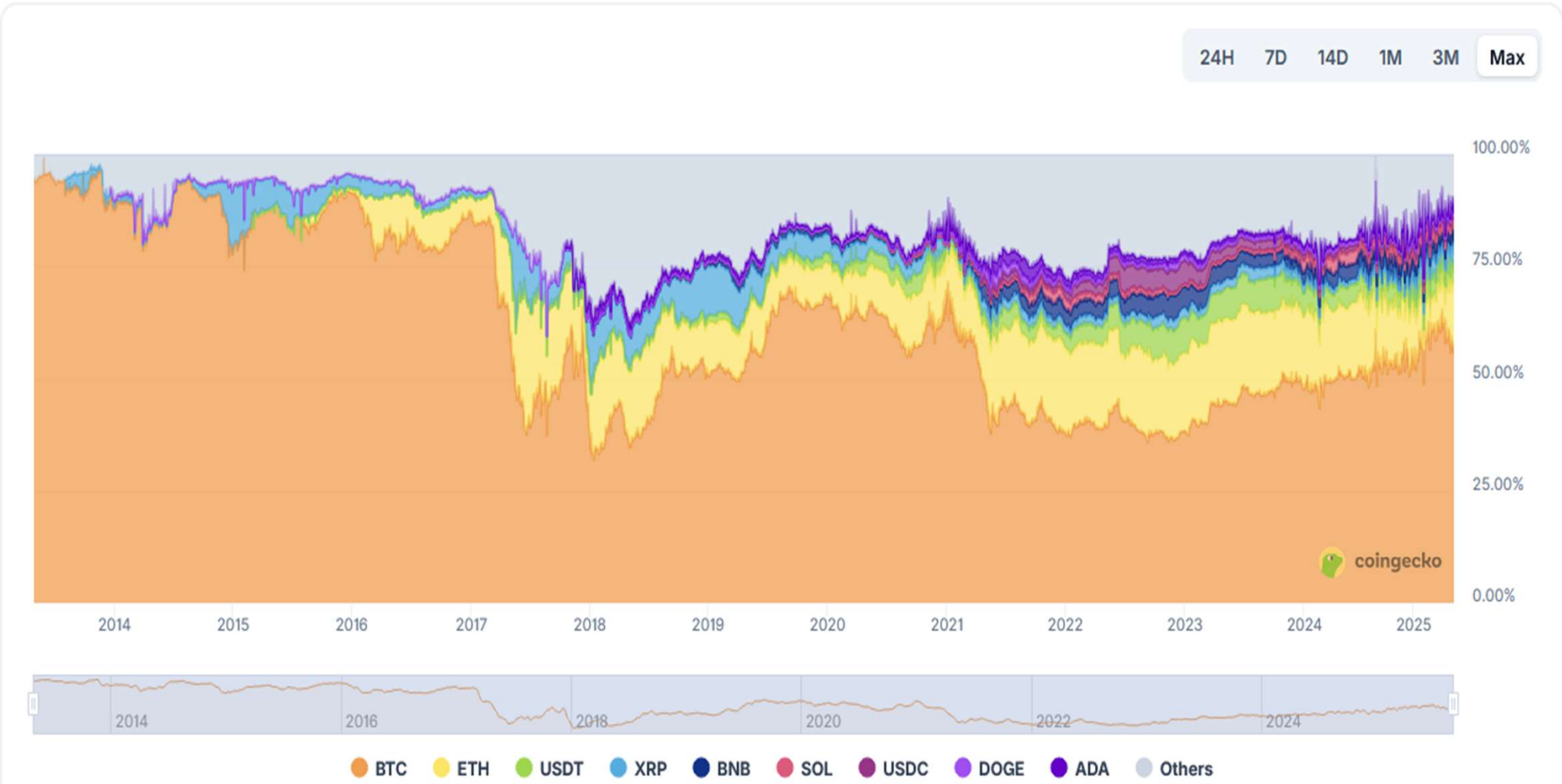
PRIVATE ALTERNATIVES

- Corporate-backed currencies (e.g., Diem, airline miles, gaming currencies).
- M-Pesa, community currencies, barter apps.



Bitcoin (BTC) Dominance Chart

Chart below shows the bitcoin dominance percentage as compared to other cryptocurrencies in the top 10 ranking.



STABLECOINS (CRYPTO TIED TO FIAT CURRENCIES)

▼

DJIA Futures

45303.00

-0.11%

▼

S&P 500 Futures

6452.75

0.42%

↑

Nasdaq Futures

23438.25

0.70%

↑

Stoxx 600

546.26

0.57%

↑

Shanghai

3813.56

-1.16%

▼

U.S. 10 Yr

<

>

THE WALL STREET JOURNAL.

English Edition | Print Edition | Video | Audio | Latest Headlines | More ▼

Subscribe Sign In

LIMITED-TIME SALE

Latest World Business U.S. Politics Economy Tech Markets & Finance Opinion Arts Lifestyle Real Estate Personal Finance Health Style Sports

Search

Markets Coverage

The latest news & analysis

Across the Markets Economy Streetwise Stocks Quick Takes Market Data Your Money Newsletter Signup

EXCLUSIVE BANKING

Walmart and Amazon Are Exploring Issuing Their Own Stablecoins

Corporate coins could take payments activity away from banks and the traditional financial system

By Gina Heeb Follow, AnnaMaria Andriotis Follow and Josh Dawsey Follow

Updated June 13, 2025 4:51 pm ET

Share Resize 283 Listen (1 min)



STABLECOINS

Top Crypto Categories By Market Cap

This list of cryptocurrency categories ranks the largest sectors by market cap. Note: Some cryptos may overlap across multiple categories.

All Categories Key Statistics

All Highlights Categories Real World Assets (RWA) Polkadot Ecosystem Layer 1 (L1) Smart Contract Platform

Top Categories by Market Cap

Name	24h	Market Cap
All Categories	▲ 2.9%	\$3,624,081,881,767
Stablecoins	▲ 0.3%	\$213,475,246,551
Exchange-based Tokens	▲ 3.1%	\$150,206,033,118
Decentralized Finance (DeFi)	▲ 8.6%	\$123,767,722,617
Meme	▲ 10.4%	\$118,358,049,116
Artificial Intelligence (AI)	▲ 13.6%	\$47,873,538,989
Layer 2 (L2)	▲ 7.6%	\$29,050,184,063
Gaming (GameFi)	▲ 8.7%	\$24,261,719,797
Real World Assets (RWA)	▲ 6.4%	\$19,266,705,273

All Categories



Top Crypto Categories By Market Cap

This list of cryptocurrency categories ranks the largest sectors by market cap. Note: Some cryptos may overlap across multiple categories. Watch our 3-min tutorial to learn how to use CoinGecko categories.

All Categories Key Statistics

All Highlights Categories Governance PreStocks Ecosystem DN-404

Top Categories by Market Cap

Name	24h	Market Cap
All Categories	▲ 0.0%	\$3,996,245,448,718
Stablecoins	▲ 0.5%	\$299,045,487,576
Exchange-based Tokens	▲ 1.7%	\$186,095,832,567
Decentralized Finance (DeFi)	▲ 0.5%	\$164,029,826,111
Meme	▲ 0.4%	\$78,315,350,549
Real World Assets (RWA)	▲ 0.3%	\$64,709,155,156
Artificial Intelligence (AI)	▼ 0.0%	\$32,286,593,558
Layer 2 (L2)	▲ 2.0%	\$20,267,063,378
Gaming (GameFi)	▲ 0.7%	\$12,959,255,174

All Categories



Find More: <https://www.coingecko.com/en/categories>



**TO CONCLUDE PART 2:
MANY MONEYS ARE IN THE RACE**

**PART 3: LET'S DIVE INTO ONE OF
THEM SPECIFICALLY: "CRYPTO"**



NEW TECH OPENS NEW DOORS

A **smart contract** is a **program on the blockchain** that **automatically executes agreements** (similar to a vending machine). You **pay with cryptocurrency**, and if the **conditions are met**, you receive the **product** (candy or anything else). So instead of a **human** handling the transaction, a **smart contract (like a DIGITAL vending machine)** can act as the recipient.




FIAT




Only central
banks can print
money

CRYPTO



Anyone can
print money

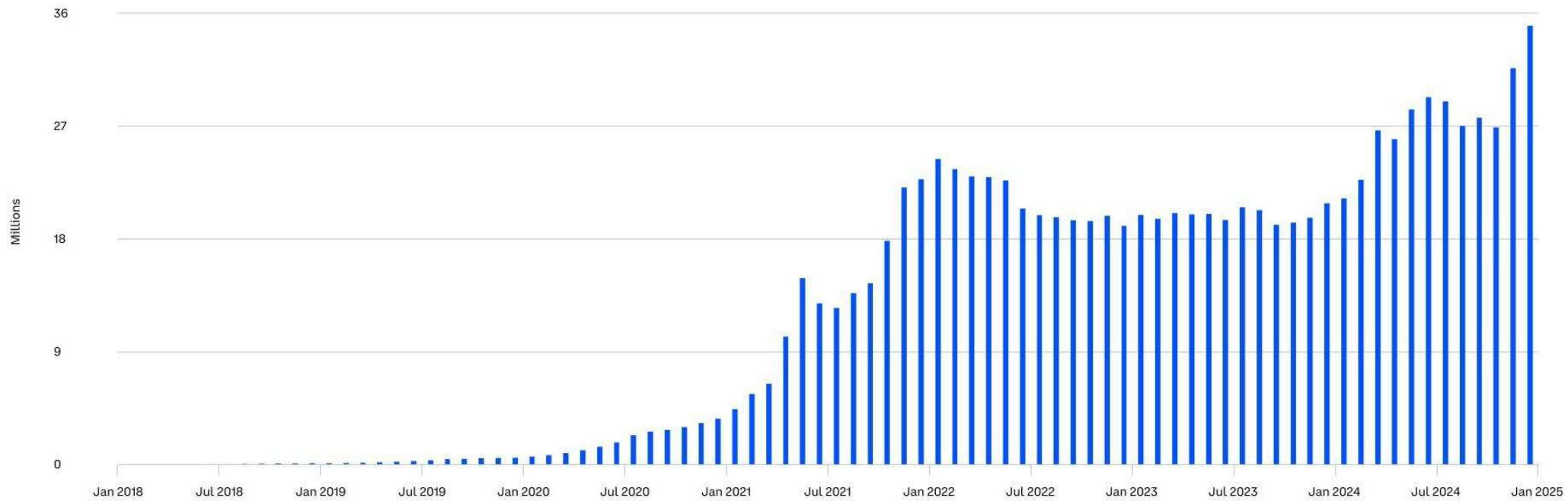
BITCOIN



No one can
print money




Mobile Wallet Users

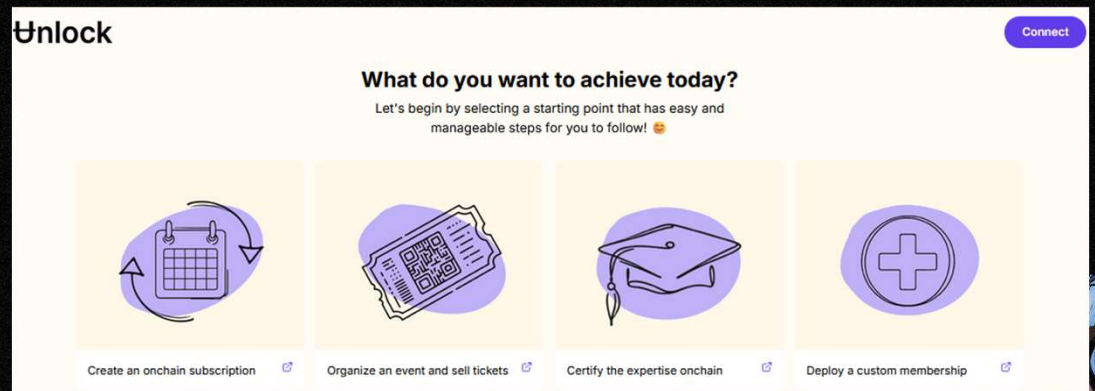
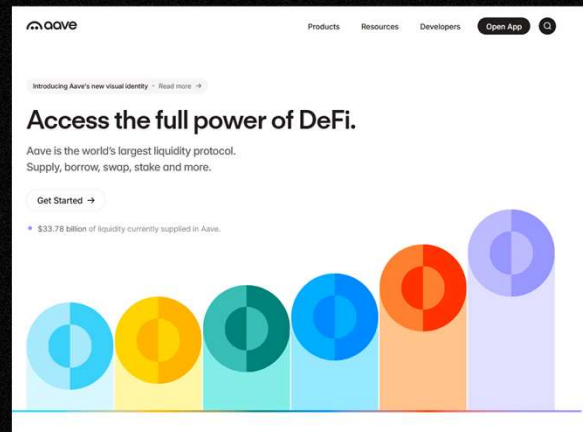
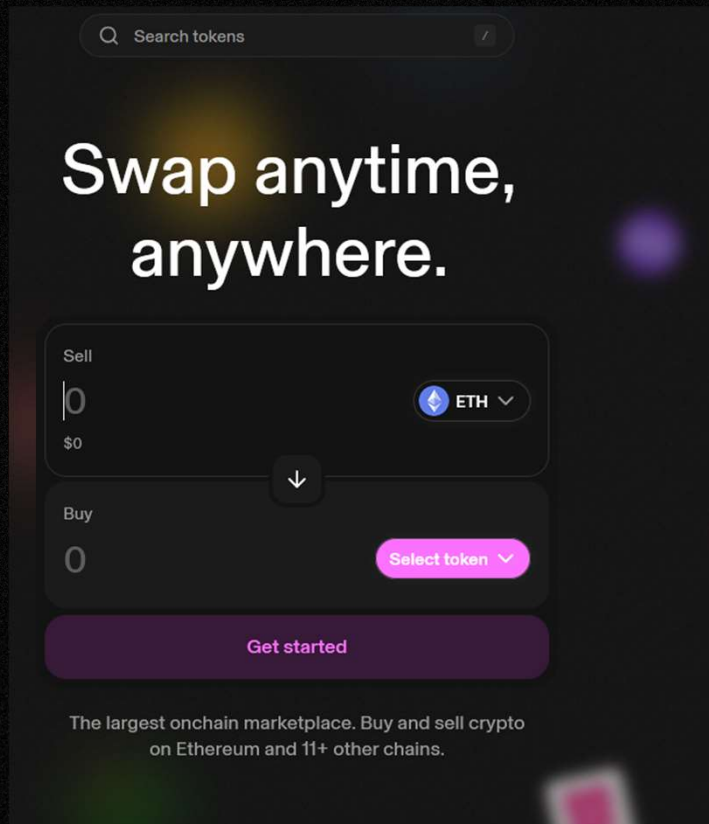


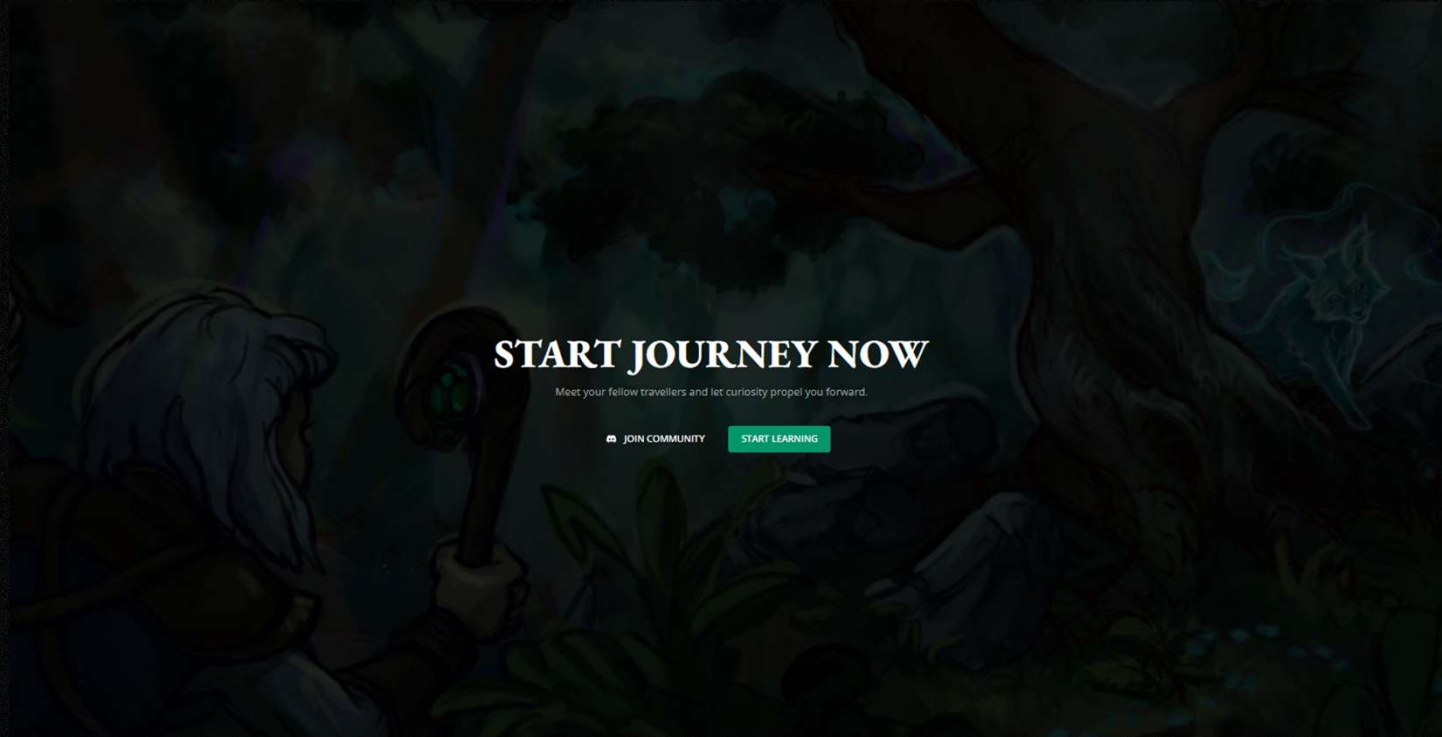
Source: SensorTower.

Number of estimated mobile wallet users across all tracked mobile wallets during the month. Tracked mobile wallets include Coinbase Wallet, Crypto.com DeFi Wallet, Exodus, Ledger Live, MetaMask, MEW Wallet, Phantom, Rainbow, Ronin Wallet, Trust Wallet, Valora, and Worldcoin Wallet.



SOME EXAMPLES





START JOURNEY NOW

Meet your fellow travellers and let curiosity propel you forward.

[JOIN COMMUNITY](#)

[START LEARNING](#)

RESHAPING EDUCATION AURORA.QUEST



TOP CATEGORIES OF USECASES

CoinGecko Market Overview: Coins: 18,962 | Exchanges: 1,467 | Market Cap: \$2.954T ▼ 4.8% | 24h Vol: \$139.71B | Dominance: BTC 57.2% | ETH 11.5% | Gas: 2.337 GWEI

coingecko | Cryptocurrencies | Exchanges | NFT | Learn | Products | API | Candy | Portfolio | Search


Top Crypto Categories By Market Cap

This list of cryptocurrency categories ranks the largest sectors by market cap. Note: Some cryptos may overlap across multiple categories. Get [crypto categories data](#) via CoinGecko API

Watch our 3-min tutorial to learn how to use CoinGecko categories.

All Categories | Key Statistics

Following | Login >



Login to start following categories



Trending | View More >

- Derivatives ▲ 3.9%
- Perpetuals ▲ 1.2%
- Governance ▼ 3.3%

Top Gainers | View More >

- DRC-20 ▲ 1467.7%
- Farming Games ▲ 32.0%
- DN-404 ▲ 31.5%

Navigation: All | Highlights | **Categories** | Derivatives | Perpetuals | Governance | Market Cap | Search

#	Category	Top Gainers	1h	24h	7d	Market Cap	24h Volume	# of coins	Last 7 Days
☆ 1	Smart Contract Platform		▼ 1.0%	▼ 5.6%	▼ 5.5%	\$2,394,017,256,340	\$105,867,087,856	741	

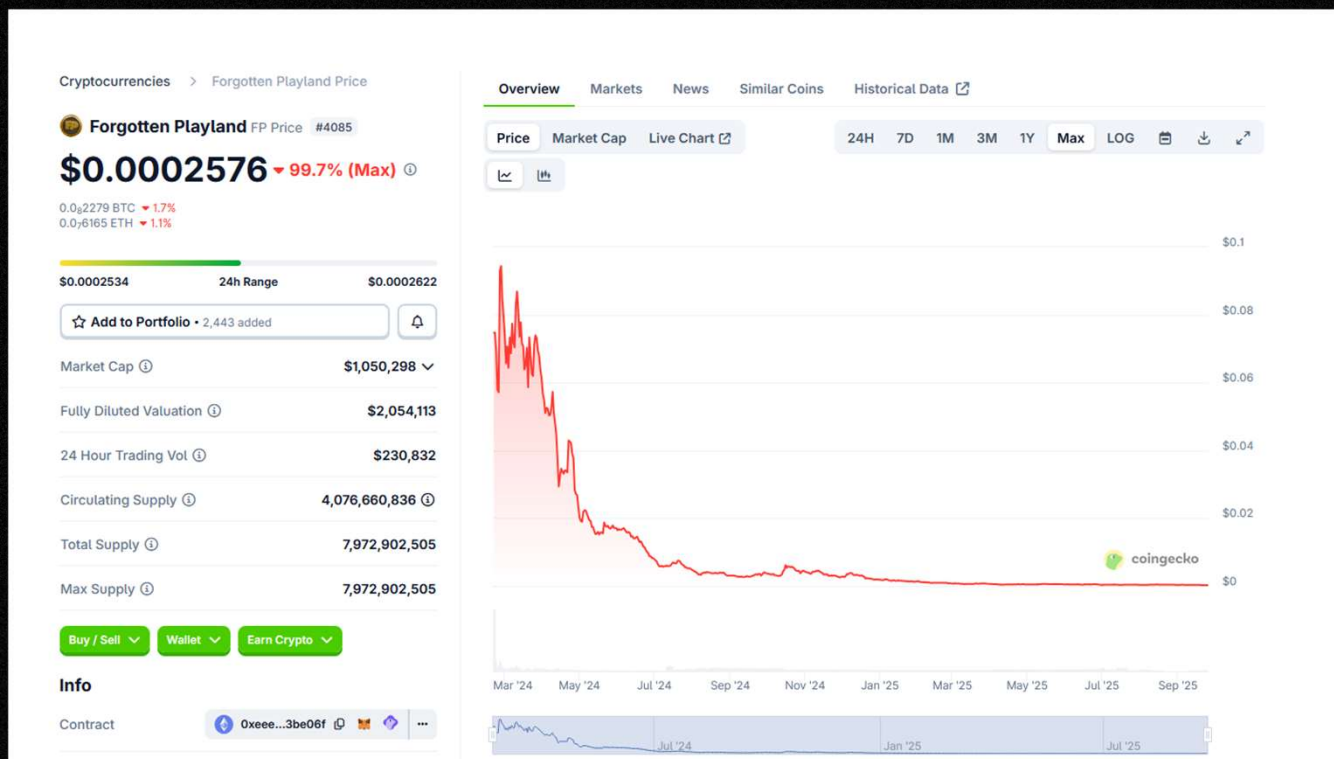
Find More: <https://www.coingecko.com/en/categories>



BE WARNED FOR THE 99%



EXAMPLE #1 – THE VC EXIT LIQUIDITY



EXAMPLE #2 – THE SCAM

B Bitcoin Pepe

Q Search... Ctrl + K

Bitcoin Pepe: Building Solana on Bitcoin

"Solana on Bitcoin"

Why Bitcoin Pepe?

Bitcoin's Meme Layer


Tokenomics: Engineered for NGU (Number Go Up)

Presale Information

Roadmap: The Masterplan

The Bottom Line

Blockchain Architecture (for the Nerds)



Bitcoin Pepe: Building Solana on Bitcoin

The opportunity isn't subtle. Meme coins hit \$100B without Bitcoin. Bitcoin sits at \$2T without memes. **We're the first to merge them.**

Imagine not combining the most powerful blockchain ever created with the most viral force in human history. Bitcoin Pepe does what everyone knows needs to be done: merging the king of crypto with pure memetic energy.


By building a Layer 2 that smokes Solana's speed to Bitcoin's fortress of security, we're unleashing \$2T of dormant maxi capital into the meme coin order books.


Next

"Solana on Bitcoin"

>

Last updated 15 days ago

 Powered by GitBook

A small illustration of an anime character with blue hair and a red bow, looking to the left.

EXAMPLE #3 – HOPIUM IS EXPENSIVE



EXAMPLE #4 – MEMECOIN MAGIC

DEXSCREENER

Search

Get the App!

Watchlist

Alerts

Multicharts

New Pairs

Gainers & Losers

Portfolio

Advertise

more

Moonlit

Solana

BSC

Ethereum

Base

Story

PulseChain

Polygon

WATCHLIST

Main Watchlist

Nothing in this list yet...

anon

Sign-In

Maxi Doge Is This The Next Dogecoin? Whales Send \$MAXI Presale To \$2mil In Days! BUY \$MAXI

24H VOLUME: \$27,55824H TXNS: 40,431,579

Last 24 hoursTrending5M1H6H24HTopGainersNew PairsProfileBoostedAdsRank by: Trending 6HFiltersCustomize

TOKEN	PRICE	AGE	TXNS	VOLUME	MAKERS	5M	1H	6H	24H	LIQUIDITY	MCAP
#1 ASTERBOT / SOL ASTERNAUT	\$0.002068	18h	29,699	\$4.9M	6,046	-1.02%	-2.46%	40.54%	2,227%	\$191K	\$2.0M
#2 UPTOBER / SOL UPTOBER	\$0.0009923	11mo	31,415	\$3.1M	7,772	-0.01%	-3.46%	-2.37%	135%	\$183K	\$896K
#3 Tokyo / SOL Project Tokyo	\$0.0003860	6d	11,588	\$686K	4,198	-1.14%	1.37%	-10.21%	-0.59%	\$79K	\$386K
#4 ASTER / USD Aster	\$2.26	7d	3,323	\$4.2M	498	-	1.60%	2.32%	15.40%	\$964K	\$3.75B
#5 PLANTFUN / SOL PlantFun	\$0.0002910	4h	13,287	\$1.0M	3,314	9.60%	81.97%	236%	236%	\$68K	\$289K
#6 ASTER / USD Aster	\$2.27	7d	56,596	\$166.5M	3,994	1.17%	1.71%	2.52%	16.83%	\$10.8M	\$3.77B
#7 ROSE / WBNB Aster Sister	\$0.0003271	10h	17,504	\$2.7M	3,756	-9.59%	40.85%	-16.29%	296%	\$76K	\$327K
#8 BEWA / SOL Blue Eyes White Ape	\$0.0001533	13h	37,536	\$4.8M	6,549	-5.89%	4.14%	-46.40%	74.70%	\$52K	\$153K
#9 Dust / WBNB Dust	\$0.007311	4d	15,686	\$6.8M	4,218	2.37%	0.96%	-2.73%	-36.52%	\$484K	\$7.3M
#10 AsterINU / WBNB Aster INU	\$0.001735	2d	12,426	\$1.6M	5,327	10.36%	45.44%	238%	414%	\$173K	\$1.7M
#11 QTO / SOL Quanto	\$0.03574	2mo	45,475	\$38.2M	8,304	0.91%	2.04%	7.46%	46.29%	\$2.2M	\$35.7M
#12 CANCER / SOL HELP ME BEAT CANCER	\$0.0008950	4d	14,690	\$2.3M	3,723	-0.99%	-0.80%	-34.01%	-73.43%	\$151K	\$894K
#13 GIGGLE / WBNB Giggle Fund	\$27.96	2d	6,872	\$3.9M	3,297	-1.71%	1.58%	13.15%	-15.03%	\$685K	\$27.9M
#14 HEMI / USD Hemi	\$0.1913	26d	78,342	\$45.7M	4,361	2.47%	13.62%	17.66%	21.54%	\$2.1M	\$187.0M
#15 QPAY / SOL QPAY SOL	\$0.0008711	1d	9,460	\$1.1M	2,454	3.87%	3.76%	7.08%	107%	\$122K	\$871K
#16 AVNT / USDC Avantis	\$2.03	-	125,222	\$47.3M	6,628	1.48%	1.57%	1.57%	-3.60%	\$2.6M	\$524.9M
#17 TROLL / SOL TROLL	\$0.1339	5mo	10,823	\$7.7M	2,494	0.38%	-0.66%	0.68%	8.19%	\$5.6M	\$133.8M



YOUR ESCAPE: THE MEME CASINO?



IN THE END: IT'S ALL NARRATIVES





WALL ST. CHEAT SHEET™ WE'VE GOT THE WORD ON THE STREET PSYCHOLOGY OF A MARKET CYCLE

THE FEELINGS APPEARING
AS THE MARKET FLUCTUATES.

SIMPLIFIED MARKET CYCLE



SO LET'S PLAY





Thank you for participating!

See you in half an hour in the Aula!

14.30 **Break** | Atrium

15.00 **Opening plenary session** | Aula

What is the “true” price of Bitcoin?

Will the US dollar be dethroned?

17.00 **Drinks, Snacks & Networking** | Atrium

**BEYOND
CASH, CODE
& MONETARY
POWER**

#BCCMP

Research Group
New Finance

THE HAGUE
UNIVERSITY OF
APPLIED SCIENCES